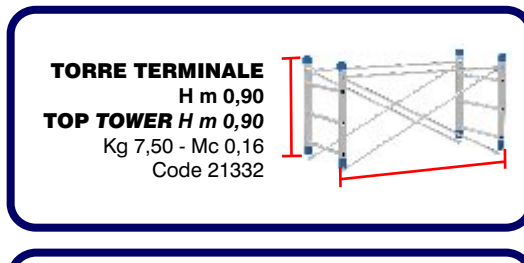
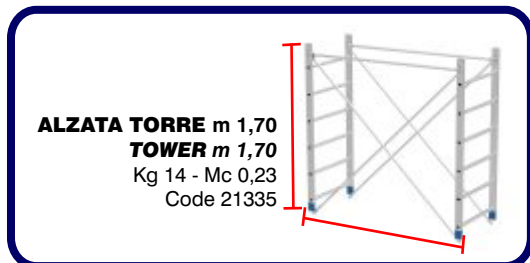
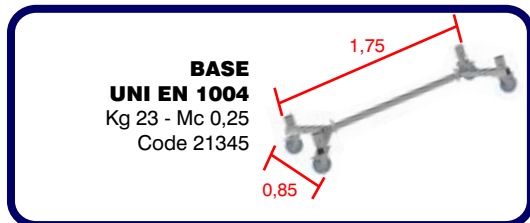


Il ponteggio in alluminio professionale. **Ruote da 150 ø** con freno UNI EN 1004. Montaggio rapido grazie all'innesto facilitato. **Piano di lavoro con botola, in resinato e telaio in alluminio.** Utilizzo senza ancoraggio al muro. **Base in acciaio** per utilizzo senza zavorra. Portata kg 200. Altezza MAX di lavoro m 7,00.

The professional aluminum scaffolding. **Wheels with brake ø 150 UNI EN 1004.** Fast assembly thanks to the easy engagement. **Work platform with trapdoor in resin and aluminum frame.** Use without anchor to the wall. **Steel base** for use without ballast. Capacity kg 200. MAX working height 7.00 m

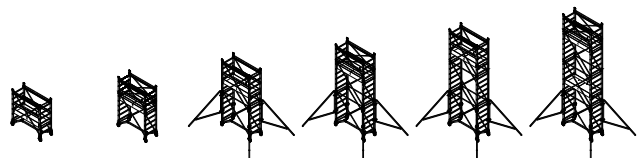


Optional:
livella angolare con marchio MARCHETTI, 3 posizioni, 3 bolle, magnetica.
Angular spirit levels with MARCHETTI brand. 3 way, 3 bubbles magnetic strips
code 21318

75X180

CERTIFICATO - CERTIFICATED
MARC 128

Dimensione Torre m 0,75X1,80
Tower dimensions m 0,75X1,80



H MAX PONTEGGIO H MAX MOBILE TOWER	m	2,00	2,90	3,70	4,60	5,40	6,20
H MAX PIANO DI LAVORO H MAX WORK PLATFORM	m	0,80	1,60	2,40	3,30	4,10	5,00
BASE BASE	CODE 21345 n	1	1	1	1	1	1
ALZATA TORRE M 1,70 TOWER M 1,50	CODE 21335 n	1	1	2	2	3	3
TORRE TERMINALE M 0,90 TOP TOWER M 0,90	CODE 21332 n	0	1	0	1	0	1
PREZZO BASE+ALZATE TORRE BASE + TOWER PRICE	€						
PIANI LAVORO WORK PLATFORM	CODE 21325 n	1	1	1	1	1	2
PARAPETTO UNI EN 1004 GUARDRAIL UNI EN 1004	CODE 21324 n	1	1	1	1	1	2
4 STAFFE STABILIZZATRICI 4 STABILIZER UNI EN 1004	CODE 20770 n	0	0	1	1	1	1
PREZZO UNI EN 1004 UNI EN 1004 PRICE	Senza ancoraggio Without anchorage	€					



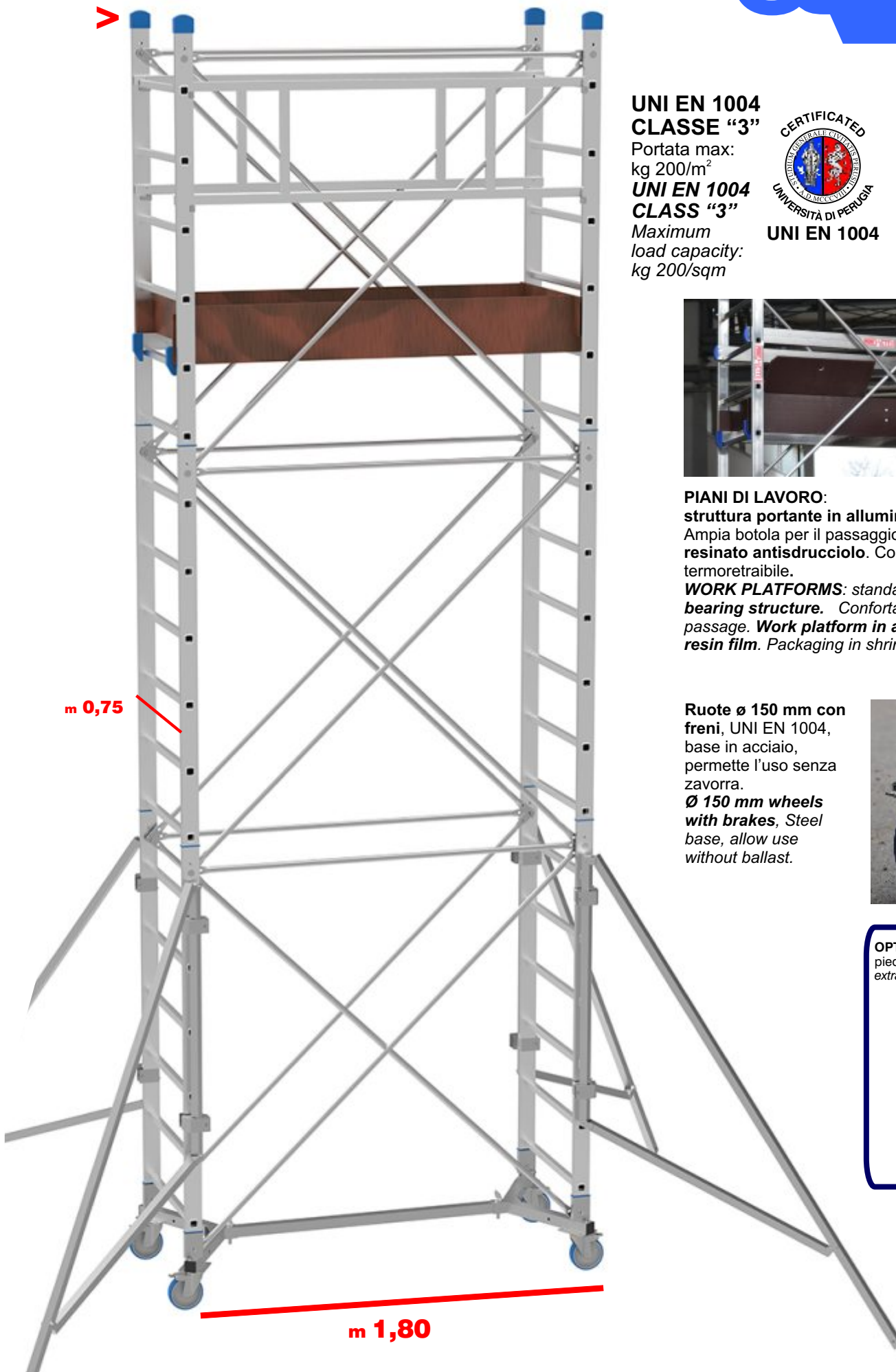
Carico complessivo consentito
Total load permitted



H max m **6,10**

H area lavoro / work area m **6,60 MAX**

OLYMPO



m **0,75**

m **1,80**

**UNI EN 1004
CLASSE "3"**

Portata max:
kg 200/m²

**UNI EN 1004
CLASS "3"**

Maximum
load capacity:
kg 200/sqm



UNI EN 1004

**EU UNI EN 1004
european norm**

**D.Lgs.81/2008
ART.140**

**D.Lgs.206/2005
ART.2 - consumatori**



PIANI DI LAVORO:

struttura portante in alluminio di serie.

Ampia botola per il passaggio. **Piano in resinato antiscivolo.** Confezione in termoretraibile.

WORK PLATFORMS: *standard aluminum bearing structure. Comfortable trapdoor for passage. Work platform in anti-slip phenolic resin film. Packaging in shrink wrap.*

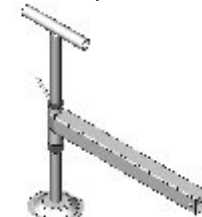
Ruote ø 150 mm con freni, UNI EN 1004, base in acciaio, permette l'uso senza zavorra.

Ø 150 mm wheels with brakes, Steel base, allow use without ballast.



OPTIONAL

**pedino regolabile estraibile
extractable adjustable feet**



Code 20318